

**PHILIPS**

Xitanium

SR Bridge



## Datasheet

# Reliable SR technology for connected LED applications

The SR Bridge can be used with existing DALI drivers to create an SR system. This is useful to connect e.g. multiple downlights to 1 sensor or to use 1 sensor for multiple trunking luminaires. It features all the elements of the SR interface like: sensor DALI power supply (0.5W), energy metering (1% accurate) and diagnostics. To an SR Certified sensor or module the SR bridge is transparent. The sensor is connected to the bridge via the SR interface and on the other side DALI drivers can be connected on the DALI interface.

### Benefits

- 1 sensor for multiple luminaires
- Can be used in applications where SR drivers are not yet available e.g. point/downlight
- Can be used to retrofit SR certified sensors to an existing DALI installation

### Features

- Full SR interface: DALI power supply, energy metering, diagnostics
- Built-in relay to avoid standby power in case multiple drivers are connected
- Independent and built-in versions for different applications

### Application

- Downlights
- Trunking
- Tracks

## Logistical data

Specification item	value
Product name	Xitanium SR Bridge built in
Order code	8718 696 719824
Logistic code 12NC	9290 015 46406
EAN3	
Pieces per box	32

## Logistical data

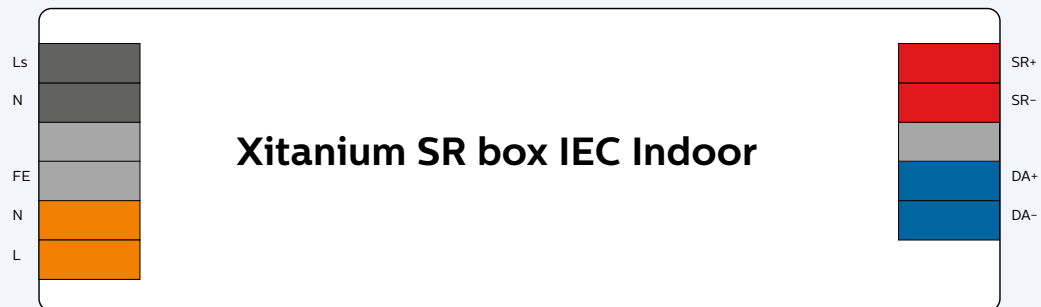
Specification item	value
Product name	Xitanium SR Bridge independent
Order code	8718 696 719848
Logistic code 12NC	9290 015 46506
EAN3	
Pieces per box	36

## Electrical input data

Specification item	value	Unit	Condition
Rated input voltage range	220 ... 240	Vac	Performance
Input voltage range	198 ... 264	Vac	Operational
Rated input frequency range	50 ... 60	Hz	Performance
Input frequency range	45 ... 66	Hz	Operational
Rated input power	402	W	230Vac, full load
Power factor	$\geq 0.9$		22W upto max reference load
Total harmonic distortion	$\leq 20$	%	22W upto max reference load
Standby power	< 0.5	W	No load on SR or DALI, relay off

## Wiring & Connections

Specification item	value	Unit	Condition
Wire Type	0.2...1.5	mm <sup>2</sup>	solid wire
Wire Strip Length	9...10	mm	




## Insulation

	Mains	FE	SR	DALI	Switched Mains
Mains	N/A	Double	Double	Basic	None
FE	Double	N/A	Double	Double	Double
SR	Double	Double	N/A	Basic	Double
DALI	Basic	Double	Basic	N/A	Basic
Switched Mains	None	Double	Double	Basic	N/A
DALI	Basic	Basic	Basic	Basic	NA

Dimensions and weight

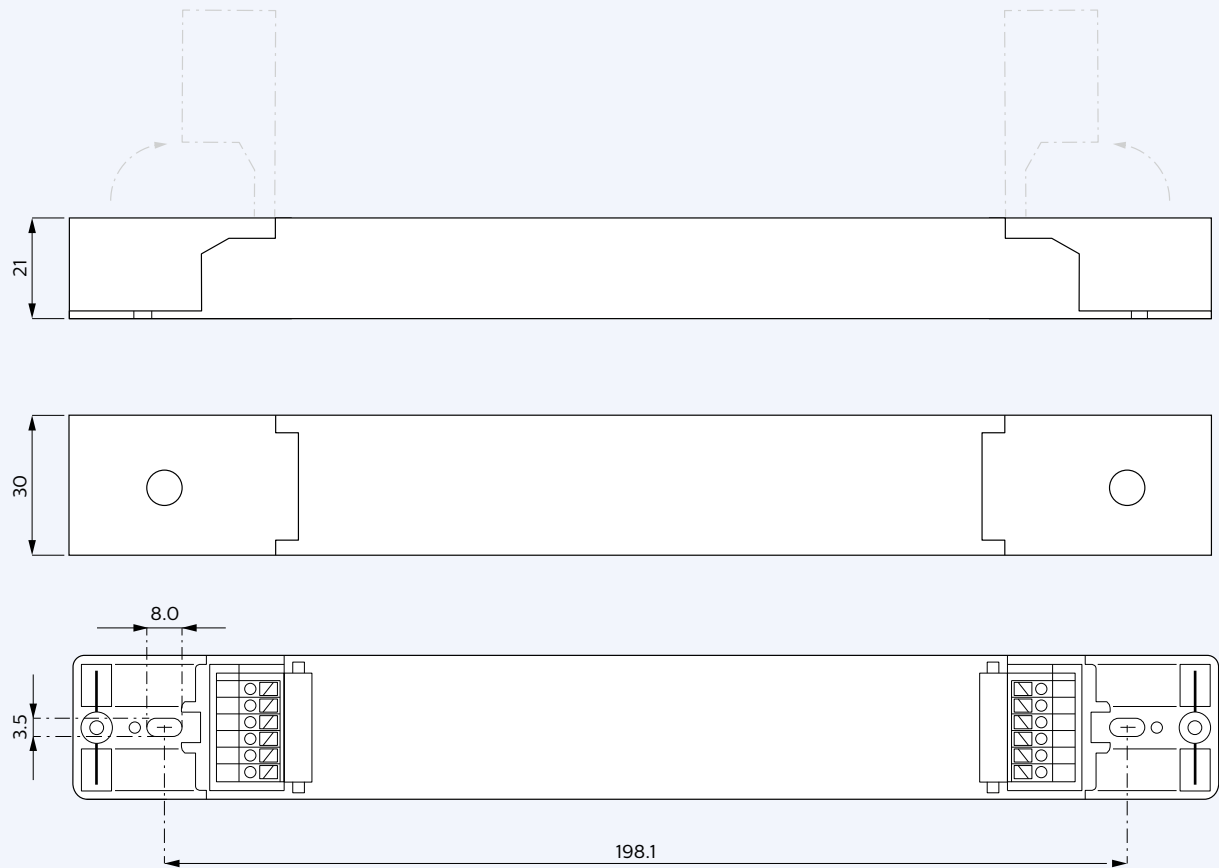
Specification item	Value	Unit	Condition
Weight (built in)	95	gram	
Weight (Independent)	110	gram	

SR Bridge Built in



Dimensions in mm.

SR Bridge Independent



Dimensions in mm.

## Operational temperatures and humidity

Specification item	Value	Unit	Condition
Driver ambient temperature	-40...+60	°C	
T <sub>case</sub> -max	+75	°C	Max. steady-state T <sub>case</sub>
T <sub>case</sub> -life	+65	°C	For rated driver lifetime
Relative humidity	10...90	%	Non-condensing
Ingress Protection	20		Suggested luminaire IP: ≥ IP54

## Storage temperature and humidity

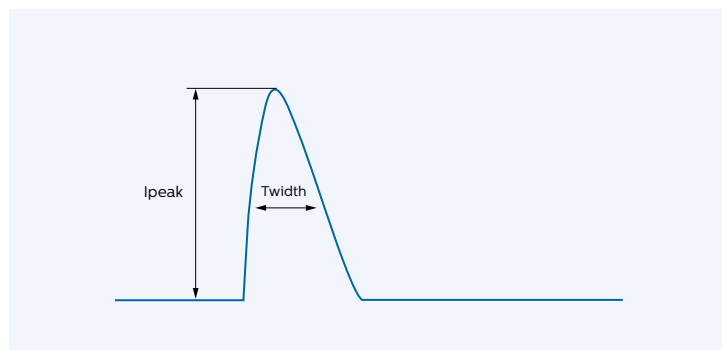
Specification item	Value	Unit	Condition
Ambient temperature	-40...+85	°C	
Relative humidity	5...95	%	Non-condensing

## Lifetime

Specification item	Value	Unit	Condition
Rated driver lifetime	100,000	hours	T <sub>case</sub> ≤ T <sub>case</sub> -life. Maximum failures = 10%

## Inrush current

Specification item	Value	Unit	Condition
Inrush current I <sub>peak</sub>	12	A	Input voltage 230Vac
Inrush current T <sub>width</sub>	200	µs	Input voltage 230Vac, measured at 50% I <sub>peak</sub>
Typical number of drivers	Based on max power rating of 400VA or 20 (lesser of the 2 numbers)	pcs	MCB 16A B type, mains impedance



MCB	Rating	Relative number of LED drivers
B	10A	63%
B	13A	81%
B	16A	<b>100%</b>
B	20A	125%
B	25A	156%
C	10A	104%
C	13A	135%
C	16A	170%
C	20A	208%
C	25A	260%

## Surge immunity

Specification item	Value	Unit	Condition
Mains surge immunity (comm. mode)	2	kV	
Mains surge immunity (comm. mode)	4	kV	
Control surge immunity (diff. mode)	600	V	Between SR+ and SR-
Control surge immunity (comm. mode)	4	kV	Between SR+ and SR- and FE and between SR+ and SR- and mains

## Energy Metering

Specification item	Value	Unit	Condition
Energy Metering accuracy	<4	%	



©2017 Philips Lighting Holding B.V. All rights reserved. This document contains information relating to the Philips Lighting portfolio, intended for companies who may be interested in developing their product offering. Note that the information provided is subject to change. Philips Lighting does not give any representation or warranty as to the accuracy or completeness of the information included herein and shall not be liable for any action in reliance thereon. The information presented in this document is not intended as any commercial offer and does not form part of any quotation or contract.

[www.lighting.philips.co.uk/oem-emea/products/connected-lighting](http://www.lighting.philips.co.uk/oem-emea/products/connected-lighting)

04/2017  
Data subject to change